


LESSON 7

Throw, Row, Reach

Remember these steps to help someone who has fallen in the water:


- 1. Throw** something out to the person to help them float.
- 2. Use** safety equipment to row out to the person.
- 3. Get** an adult to reach for the person.




Use the words from the **WORD LIST** to finish the sentences

WORD LIST


Row	Hold	Oar	Reaching	Raft
Adult	Help	Reach	Inner Tube	Throw



- 1.** _____ something out to the person that will help them float in the water until _____ arrives.



- 2.** _____ out to the person if you can't throw them an object. Use helpful objects like an _____, an _____ or a _____ to row out to them.



- 3.** Get an _____ to _____ for the person. Be sure to _____ on to something while you are _____.